



TB003 TECHNICAL BULLETIN

Miniforce™ Risers Ed 05/2004


miniforce™ system
patent pending

WARNING


In principle Aerodyne miniforce™ risers are compatible with all harness-container systems.

Because of the larger middle ring of the Aerodyne miniforce™ riser you must check the following during assembly :

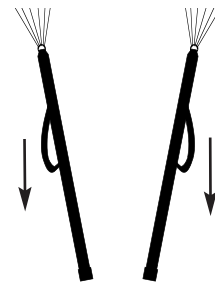

- 1) The cable housings are able to move up a minimum of 1/2" (13 mm) from their current location.
- 2) The yellow cable runs a minimum of 4,7" (12 cm) past the loop and into the anti-twist housing.
- 3) The riser covers do not cover the top of the 3-ring assembly. You must ensure a free release during harness distorsion.



Pass the steering line through the guide ring, connect the toggle to the steering line and set the deployment brakes as shown.



miniforce three ring maintenance: Release the three ring system every 50 jumps and knead the webbing as shown.



BRAKE SYSTEM RELEASE