




## Troll line trim

### Measuring and Trimming Dacron Lines


### On a Atair Canopy

- 1) Remove the lines from connector links and stick them on the peg.  
Pull each line to 70N (15lbs).
- 2) Measure the A, B, C and D lines from the outboard line top of the loop ( riser side ) to the top of loop ( canopy side ).

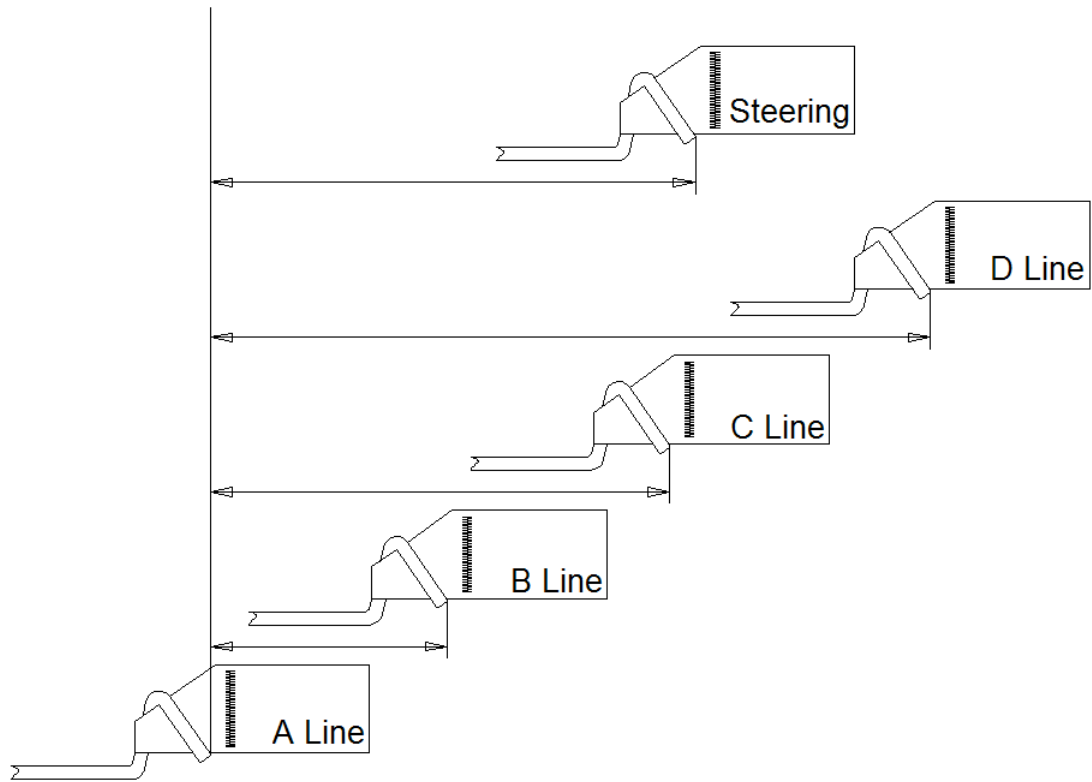


- 3) Measure the steering lines ( SL ) from the shallow brake setting loop to the top of the Upper Steering Line.

While measuring pull each line to 70N ( 15 lbs ).



4) Trim B, C, D and Brake Lines according to Troll Line Trim



<b>Troll 185</b>	A = 314cm	B = A + 8	C = A + 25	D = A + 48	SL = A + 44	BK-TOG= 53
<b>Troll 205</b>	A = 327cm	B = A + 8	C = A + 26	D = A + 50	SL = A + 47	BK-TOG= 53
<b>Troll 225</b>	A = 349cm	B = A + 8	C = A + 27	D = A + 54	SL = A + 50	BK-TOG= 53
<b>Troll 245</b>	A = 365cm	B = A + 9	C = A + 29	D = A + 56	SL = A + 52	BK-TOG= 53
<b>Troll 265</b>	A = 379cm	B = A + 8	C = A + 28	D = A + 57	SL = A + 53	BK-TOG= 53
<b>Troll 285</b>	A = 389cm	B = A + 9	C = A + 31	D = A + 60	SL = A + 54	BK-TOG= 53
<b>Troll 305</b>	A = 404cm	B = A + 10	C = A + 32	D = A + 62	SL = A + 56	BK-TOG= 53

Stabilizers slack is : B = 1cm, C = 2cm and D = 3cm.

Measurements are in Centimeters!