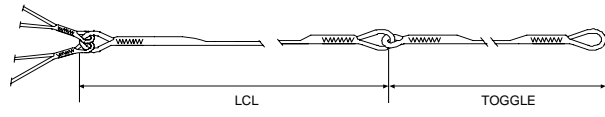
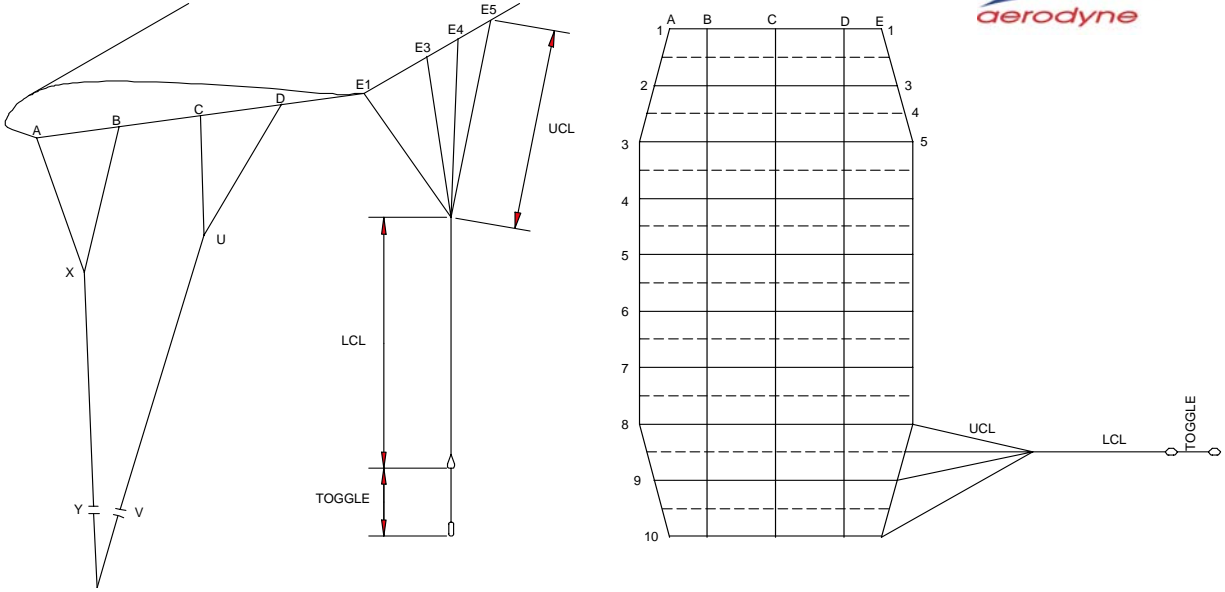
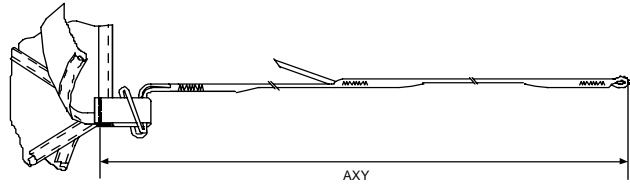


# PILOT



ENSURE LOOPS ARE HELD EVENLY AND SECURELY. EACH LINE TO BE LOADED TO 4.5KG DURING MEASUREMENT. MEASURE THE DEPLOYMENT BRAKE SETTING WITH THE TOGGLES STOWED. MEASURE THE FULL FLIGHT SETTING WITH THE TOGGLES UNSTOWED.



MEASURE FROM END OF SUSPENSION LINE LOOP TO BARTACK ON SUSPENSION LINE ATTACHMENT TAB.

Canopy	104	117	124	132	140	150	168	188	210
AXY1	2474	2590	2705	2837	2922	3024	3220	3404	3578
A1-B1	34	35	25	26	27	28	30	31	33
A1-C1	143	150	146	153	158	163	174	183	193
A1-D1	285	298	296	310	320	331	353	372	391
AXY2	2474	2590	2705	2837	2922	3024	3220	3404	3578
A2-B2	35	36	32	34	35	36	38	40	42
A2-C2	163	171	172	181	186	193	205	216	227
A2-D2	330	345	350	368	378	392	417	440	462
AXY3	2474	2590	2705	2837	2922	3024	3220	3404	3578
A3-B3	38	39	35	37	38	39	42	44	46
A3-C3	174	182	185	194	200	207	221	233	244
A3-D3	354	370	375	393	405	419	447	472	495
LCL	1960	2052	2105	2208	2274	2353	2505	2649	2785
TOGGLE	363	380	390	409	421	426	444	462	481
E5-E1	214	225	230	241	248	257	273	290	304
E5-E3	186	195	200	210	216	224	238	252	265
E5-E4	140	147	150	157	162	168	178	189	198
Deployment Brake Setting									
E5-C5	210	220	190	195	220	220	245	280	290
Full Flight Setting									
E5-D5	390	415	385	410	425	435	459	487	515

+ E Longer than C

+ E Longer than D

All dimensions in mm

REV 0.0