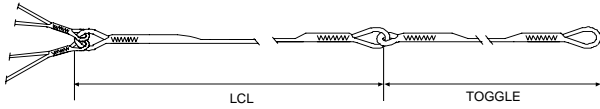
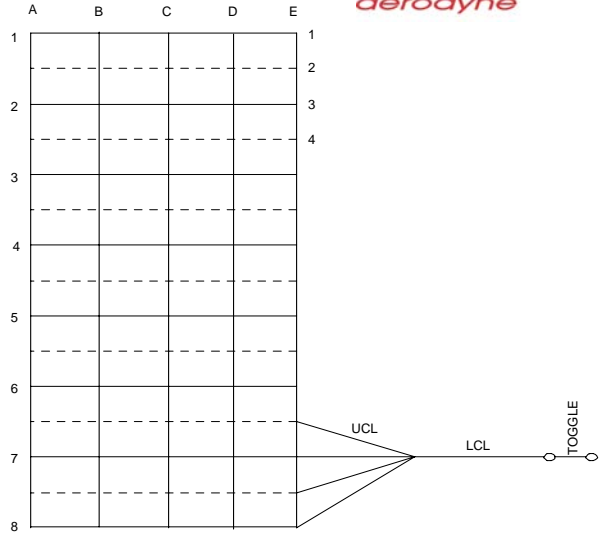
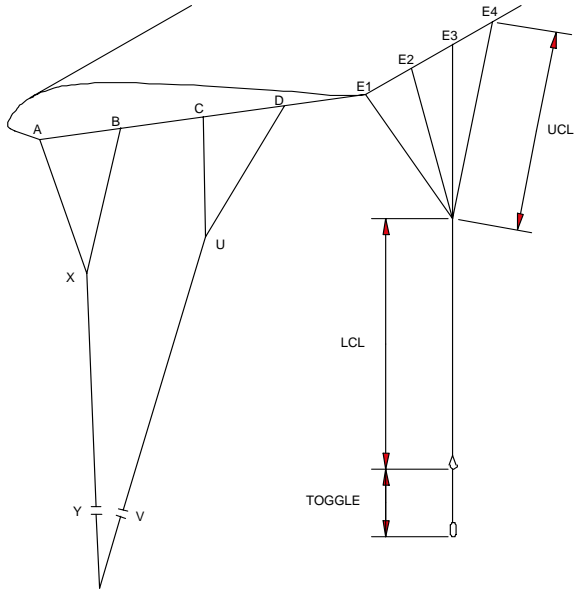
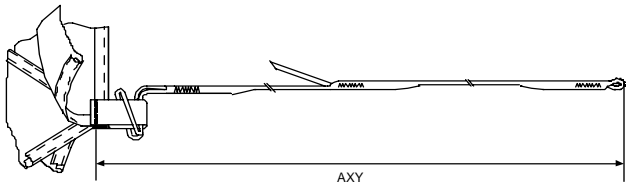


SMART



ENSURE LOOPS ARE HELD EVENLY AND SECURELY. EACH LINE TO BE LOADED TO 4.5KG DURING MEASUREMENT. MEASURE THE DEPLOYMENT BRAKE SETTING WITH THE TOGGLES STOWED. MEASURE THE FULL FLIGHT SETTING WITH THE TOGGLES UNSTOWED.



MEASURE FROM END OF SUSPENSION LINE LOOP TO BARTACK ON SUSPENSION LINE ATTACHMENT TAB.

| | | | | | | | | | | |
|--------------------------|------|------|------|------|------|------|------|------|------|------|
| Canopy | 99 | 110 | 120 | 135 | 150 | 160 | 175 | 190 | 220 | 250 |
| AXY | 2410 | 2510 | 2608 | 2772 | 2924 | 3002 | 3150 | 3278 | 3522 | 3720 |
| A-B | 35 | 39 | 40 | 40 | 45 | 45 | 45 | 50 | 50 | 93 |
| A-C | 180 | 184 | 200 | 215 | 235 | 235 | 235 | 253 | 270 | 282 |
| A-D | 395 | 403 | 435 | 455 | 490 | 501 | 515 | 538 | 580 | 568 |
| LCL | 1900 | 1970 | 2050 | 2170 | 2275 | 2335 | 2465 | 2535 | 2730 | 2180 |
| TOGGLE | 310 | 312 | 338 | 362 | 392 | 397 | 427 | 442 | 432 | 807 |
| E4-E1 | 0 | 0 | 0 | 0 | 0 | 0 | 0 | 0 | 0 | 0 |
| E4-E2 | 0 | 0 | 0 | 0 | 0 | 0 | 0 | 0 | 0 | 0 |
| E4-E3 | 0 | 0 | 0 | 0 | 0 | 0 | 0 | 0 | 0 | 0 |
| Deployment Brake Setting | | | | | | | | | | |
| E4-C4 | EVEN | EVEN | EVEN | EVEN | EVEN | EVEN | EVEN | EVEN | EVEN | EVEN |
| Full Flight Setting | | | | | | | | | | |
| E4-D4 | 100 | 113 | 118 | 136 | 145 | 155 | 160 | 160 | 130 | 530 |

All dimensions in mm

REV 0.0