



ADVANCED AIR SPORTS PRODUCTS, INC.
990 East Lakeshore Drive
Lake Elsinore, CA 92330

PRESERVE I & PRESERVE III PACKING INSTRUCTIONS
MODELS FFE-201() and FFE-202()

DESCRIPTION: The PRESERVE I, Model FFE-201(), 24-ft. steerable reserve is one of the lightest on the market today, weighing only 6½ lbs. It packs into a container of 14" x 10" x 4½". It is block constructed and made from 1-oz. ripstop, 0-5 CFM material. The canopy has 22 gores, 4 panels each, with 3 concentric bands, and a meshed double "L" modification. The suspension lines are 7515 Type II. (550 lb. tensil strength.)

The PRESERVE III, Model FFE-202(), 24-ft. steerable reserve is the lightest on the market today, weighing only 5½ lbs. It packs into a container of 14" x 10" x 3". It is block constructed and made from 1-oz. ripstop, 0-5 CFM material. The canopy has 20 gores, 3 panels each, with 2 concentric bands and a meshed tri-vent modification. The suspension lines are 32N400 tubular nylon. (400 lb. tensil strength.)


PERFORMANCE: The PRESERVE I and PRESERVE III have a forward speed of approximately 8-10 mph and a rate of descent at sea level with 200 lbs. suspended weight of between 16.0 and 16.4 ft. per second. The turning rate is approximately 5-6 seconds per 360°.

USE: The PRESERVE I is authorized under NAS 804, Paragraph 4.3.6.1 - Standard Type Parachute. (High Speed)


The PRESERVE III is authorized under NAS 804, Paragraph 4.3.6.2 - Low Speed Type Parachute.

The canopy is diaper deployed and may be installed on two or four risers. The factory-installed steering lines are required.

CAUTION: PILOT CHUTE MUST BE INSTALLED WITH THIS PARACHUTE DUE TO DIAPER DEPLOYMENT DEVICE.

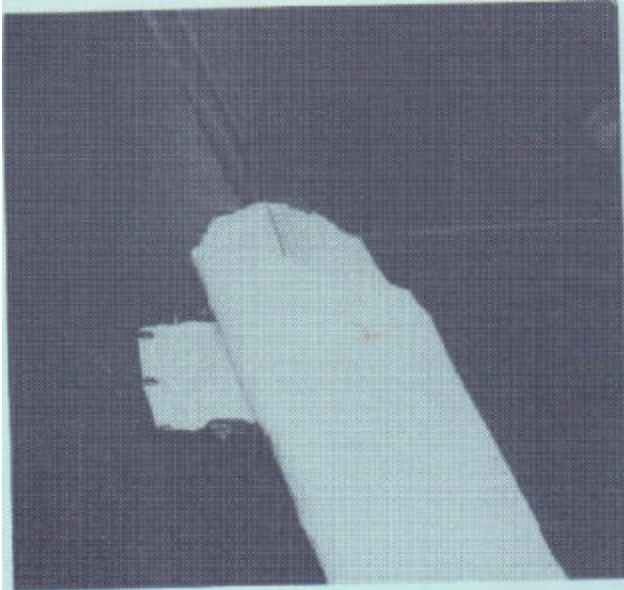


A. After running 4-line check, put rubber band on each connector link and stow toggles. (FIGURE 1)



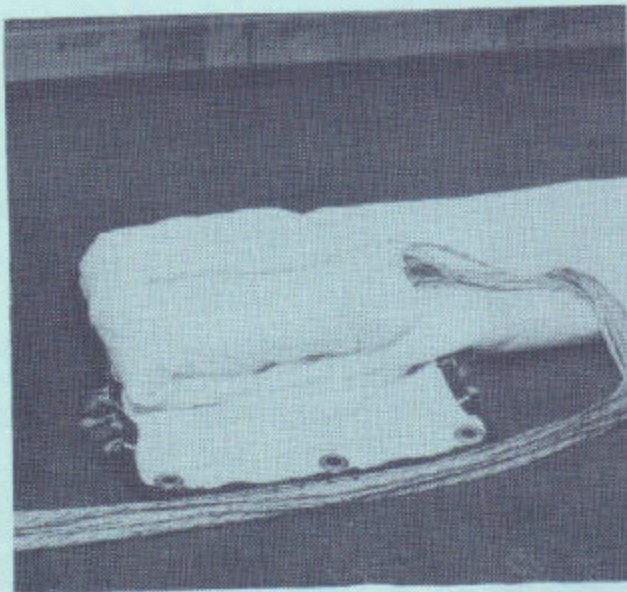
B. Flake the canopy in accordance with Army, Navy, or Poynter's Parachute Manual.

Separate the canopy with 11 gores on each side for a Preserve I, with 10 gores for a Preserve III, and then 45° the skirt. (FIGURE 2)

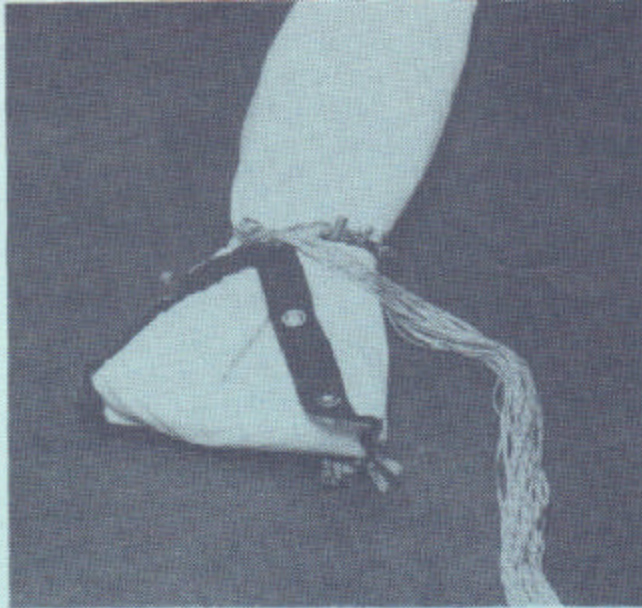


C. Fold the canopy in thirds.
(FIGURE 3)

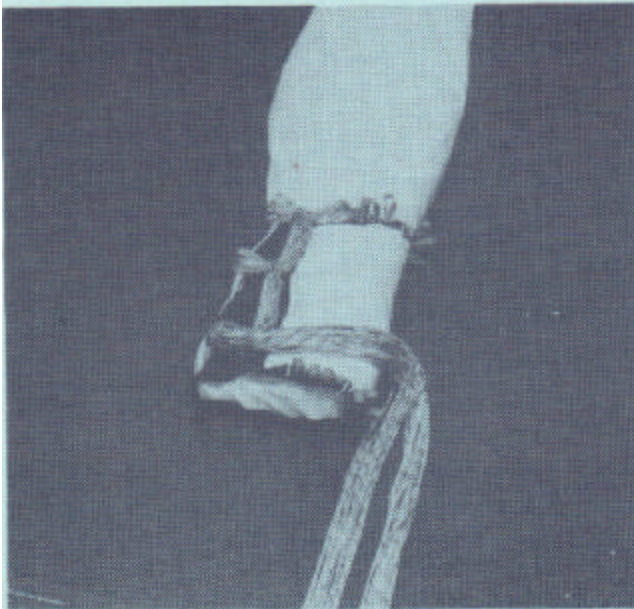
D. Release the tension device
at the connector links.



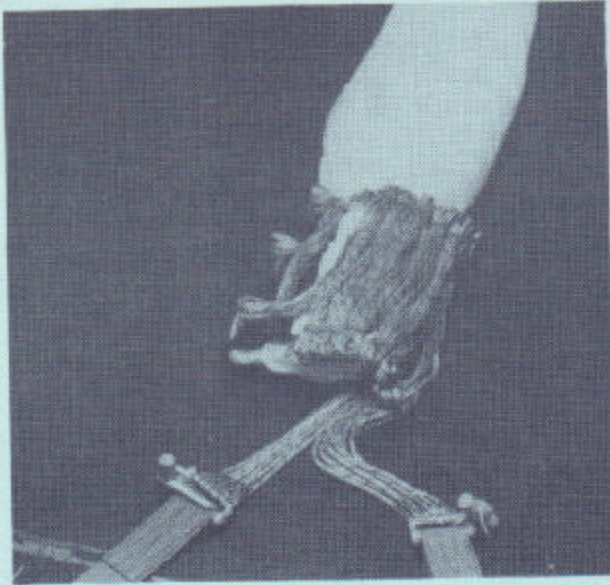
E. Fold the skirt of the canopy
up at the bottom of the
diaper so that it is facing
the same direction as the
apex. (FIGURE 4)



F. Close the diaper, and stow the first line stow at the top of the diaper.
(FIGURE 5)



G. Stow the second and third closing stows on the diaper. (FIGURE 6)



H. Stow the remainder of the lines on the diaper.
(FIGURE 7)

I. Install the canopy in the container per manufacturer's instructions for each individual container.

TOGGLES MUST ALWAYS BE STOWED. STOW IN RUBBER BANDS AT CONNECTOR LINKS.

CAUTION: PILOT CHUTE MUST BE INSTALLED WITH THIS PARACHUTE DUE TO DIAPER DEPLOYMENT DEVICE.

WARRANTIES DISCLAIMER

It is expressly understood and agreed that the use hereof by Buyer or any subsequent user that Seller, ADVANCED AIR SPORTS PRODUCTS, INC., and their dealers or distributors, shall in no way be deemed or held liable or accountable, upon or under any guaranties or warranties, expressed or implied, statutory, by operation of law or otherwise, beyond that expressed herein. It is sold with all faults and without any warranty or merchantability or fitness for any particular purpose expressed or implied for the particular purpose Buyer intends to use it.

The liability of Seller is limited to replacement of defective parts found upon examination by manufacturer to be defective in material or workmanship within 90 days after its purchase, and which has not been caused by accident, improper use, alteration, tampering, excessive use, misuse, or abuse.

The period is limited to 90 days since after that period of time its normal use without inspection by Seller may affect it. The damages of Buyer and/or user shall be deemed liquidated in the costs of replacement as above. Seller and/or manufacturer and/or distributors shall in no event be liable for personal injuries or for any other damages, whether direct or consequential to any person, and have no other liability in connection with this device, and Seller further disclaims and Buyer and/or user hereby waives any such liability.