

LIMITED URGENT

This MWO is in effect until superseded or rescinded.

*MWO 10-1670-293-20-1

MODIFICATION WORK ORDER

MODIFICATION OF THE		
PARACHUTE, PERSONNEL	T-10B	NSN 1670-00-591-0720
PARACHUTE, PERSONNEL	T-10C	NSN 1670-01-248-9502
PARACHUTE, PERSONNEL	MC1-1B	NSN 1670-00-598-0751
PARACHUTE, PERSONNEL	MC1-1C	NSN 1670-01-262-2359

Headquarters, Department of the Army
Washington, D.C.
16 August 1996

REPORTING ERRORS AND RECOMMENDING IMPROVEMENTS

You can help improve this publication. If you find any mistakes, or if you know of a way to improve these procedures, please let us know. Mail your letter or DA Form 2028 (Recommended Changes to Publications and Blank Forms), or DA Form 2028-2 located in the back of this publication directly to: Commander, US Army Aviation and Troop Command, ATTN: AMSAT-I-MP, 4300 Goodfellow Blvd., St. Louis, MO 63120-1798. You may also submit your recommended changes by E-mail directly to <mpmt%avma28@st-louis-emh7.army.mil>. A reply will be furnished directly to you. Instructions for sending an electronic 2028 may be found at the back of this publication.

DISTRIBUTION STATEMENT A: Approved for public release; distribution is unlimited.

1. PURPOSE. The purpose of this modification is to upgrade the pack tray of the parachute, personnel type, 35-foot diameter, troop back parachute assembly.

2. PRIORITY. This modification is classified "LIMITED URGENT".

a. Equipment In Use: Equipment in use will be modified and completed no later than the scheduled completion date. Equipment not modified after the expiration of the Modification Work Order (MWO) completion date will be reported as Not Mission Capable (NMC), in accordance with applicable Army regulations.

b. Equipment in Wholesale Depot Supply or Maintenance Activities. The MWO will be accomplished on serviceable material prior to issue and/or subsequent to the scheduled completion date. Issue of material not modified is prohibited. The MWO will be applied to unserviceable material during scheduled Depot Maintenance.

* This MWO Supersedes MWO 10-1670-293-20-1, dated 15 April 1996.

3. END ITEM OR SYSTEM TO BE MODIFIED. The following end items shall be modified in accordance with the instructions contained in Paragraph 10.

Nomenclature	National Stock Number	Type and Model	Serial Number
Parachute, Personnel	1670-00-591-0720	T-10B	Not Applicable
Parachute, Personnel	1670-01-248-9502	T-10C	Not Applicable
Parachute, Personnel	1670-00-598-0751	MC1-1B	Not Applicable
Parachute, Personnel	1670-01-262-2359	MC1-1C	Not Applicable

4. MODULES (Components, Assemblies, Subassemblies, Boards, and Cards) TO BE MODIFIED. Not applicable.

5. PART(s) TO BE MODIFIED. The following item, whether installed or in depot stock, shall be modified before issuing and marked so that it can be easily determined if modification has been accomplished.

Nomenclature	National Stock Number	Part Number
Pack, Personnel Parachute, Troop Back	1670-00-086-7780	62J4242

6. APPLICATION.

a. **Time Compliance Schedule:** The MWO time compliance period begins on 16 August 1996. The completion date is 15 December 1996.

b. **Level of Maintenance:** Unit Maintenance.

c. **Applied By:** Unit Maintenance.

d. **Time Required:** (Time for completion of MWO application to one end item.)

WORK FORCE/SKILLS	MAN-HOURS
1 Parachute Rigger (MOS 43E)	0.5

e. **MWO to be applied to or concurrently with this MWO:** None.

7. TECHNICAL PUBLICATIONS. Affected technical publications, TM 10-1670-293-23&P, TM 10-1670-292-23&P, TM 10-1670-272-23&P and TM 10-1670-271-23&P, as a result of this MWO will be incorporated prior to or in conjunction the printing of this MWO per Interim Operating Instructions for U.S. Army Material Change Management (replaces AR750-10), paragraph 10.

8. SUPPLY KITS/PARTS AND DISPOSITION.

a. **Kits/Parts needed to apply this MWO.** Not applicable.

b. **Bulk and Consumables:** Webbing, nylon, MIL-T-5038, Type IV, 1-inch wide, color green. (Alternate material: Webbing, nylon, MIL-T-5038, Type 111, 1-1/4 inch wide, color green.) Thread, size E, V-T-295, Type I, II or III, CG 483.

c. **Parts Disposition:** Items removed during installation of the MWO kit will be disposed of in accordance with local procedures.

9. SPECIAL TOOLS, JIGS, TEST, MEASURE AND DIAGNOSTIC EQUIPMENT (TMDE), AND FIXTURES REQUIRED. None required.

10. MODIFICATION PROCEDURES.

a. Two (2) static line stow bars are to be installed on each pack tray as shown in Figure 1.

b. All stitching is to be three (3) straight rows, one stitch over edge of webbing, $\frac{3}{16}$ " in from fold-unders, with size E thread, 7 to 11 stitches per inch. Optional stitch pattern: A $\frac{3}{4}$ " bar tack centered on 1" wide Type IV web or a 1" bar tack centered on $1\frac{1}{4}$ " wide Type III tape.

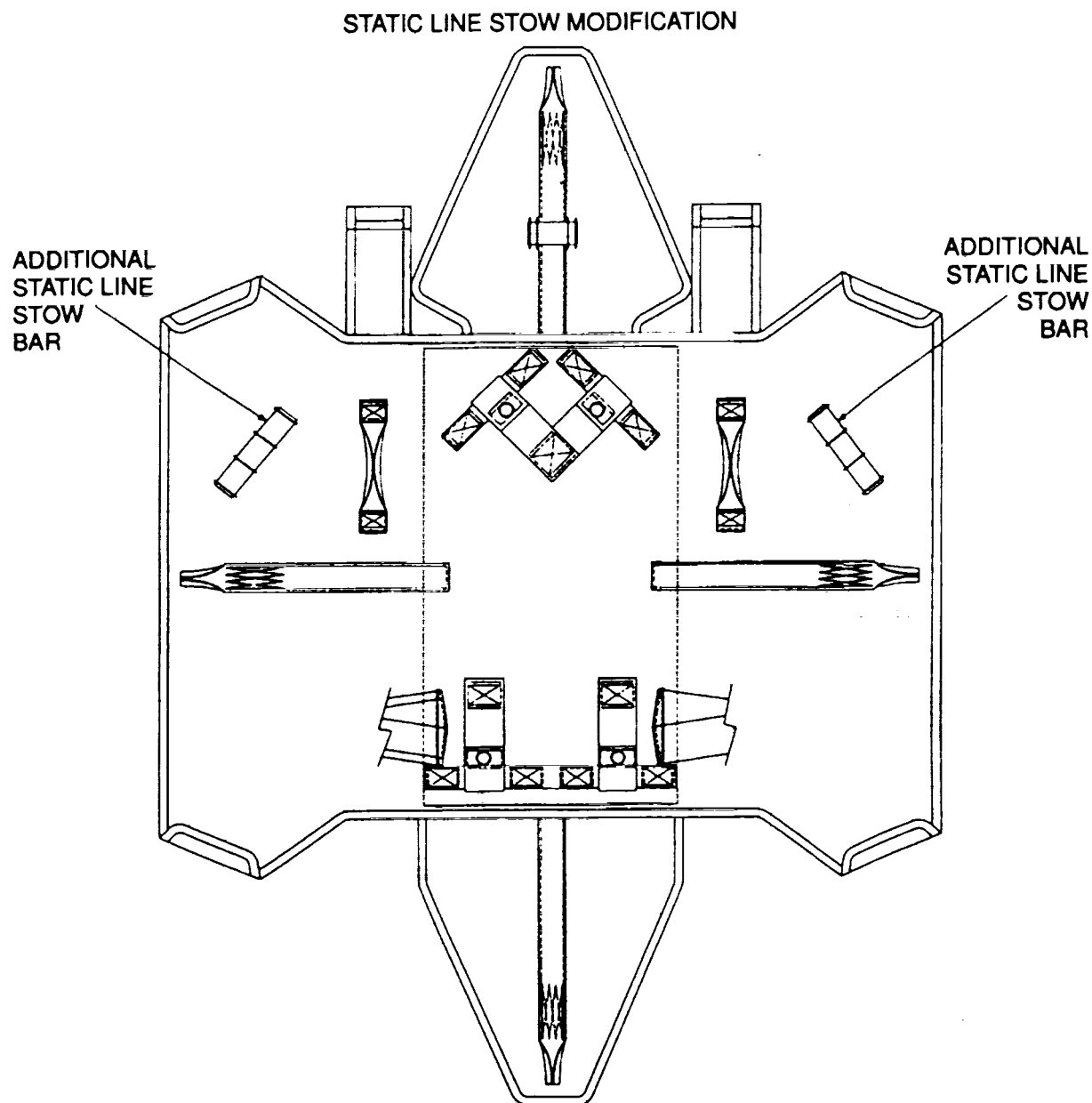


Figure 1.

c. Mark stow bar and stitching locations as follows (figure 2): Mark bottom inside corner 3' up from the pack closing loop and 3-1/4" in from the edge of the pack tray. Mark top inside corner 6-1/2' up from pack closing loop and 6" in from the edge of the pack tray. Draw a straight line connecting the two points. Mark 3/16" in from each end point and 1-3/8" in from these points to locate the four rows of stitching. An alternative method is to use the template shown in figure 3 to locate the stow bar and stitching. The template dimensions are shown in figure 4.

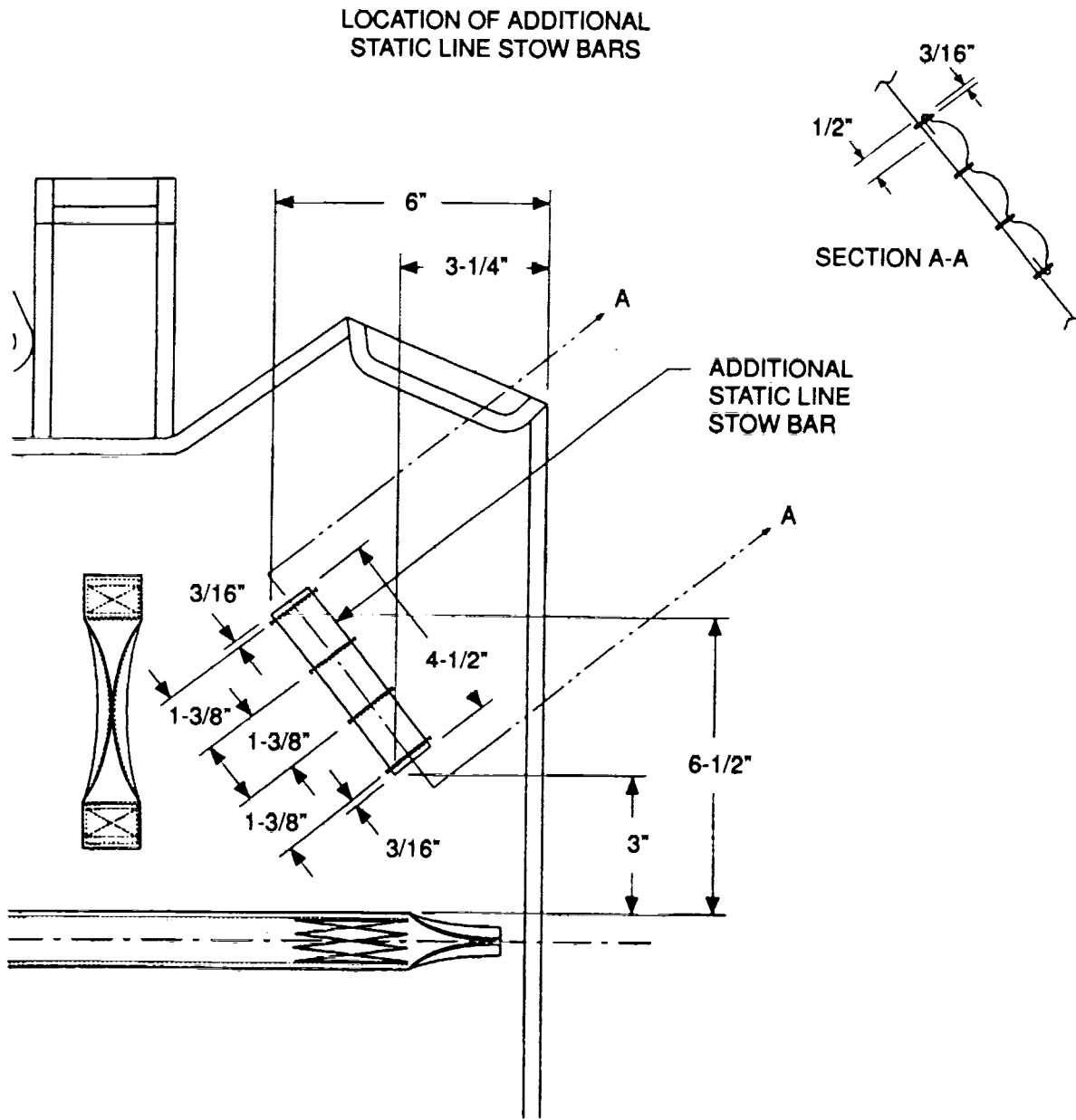


Figure 2.

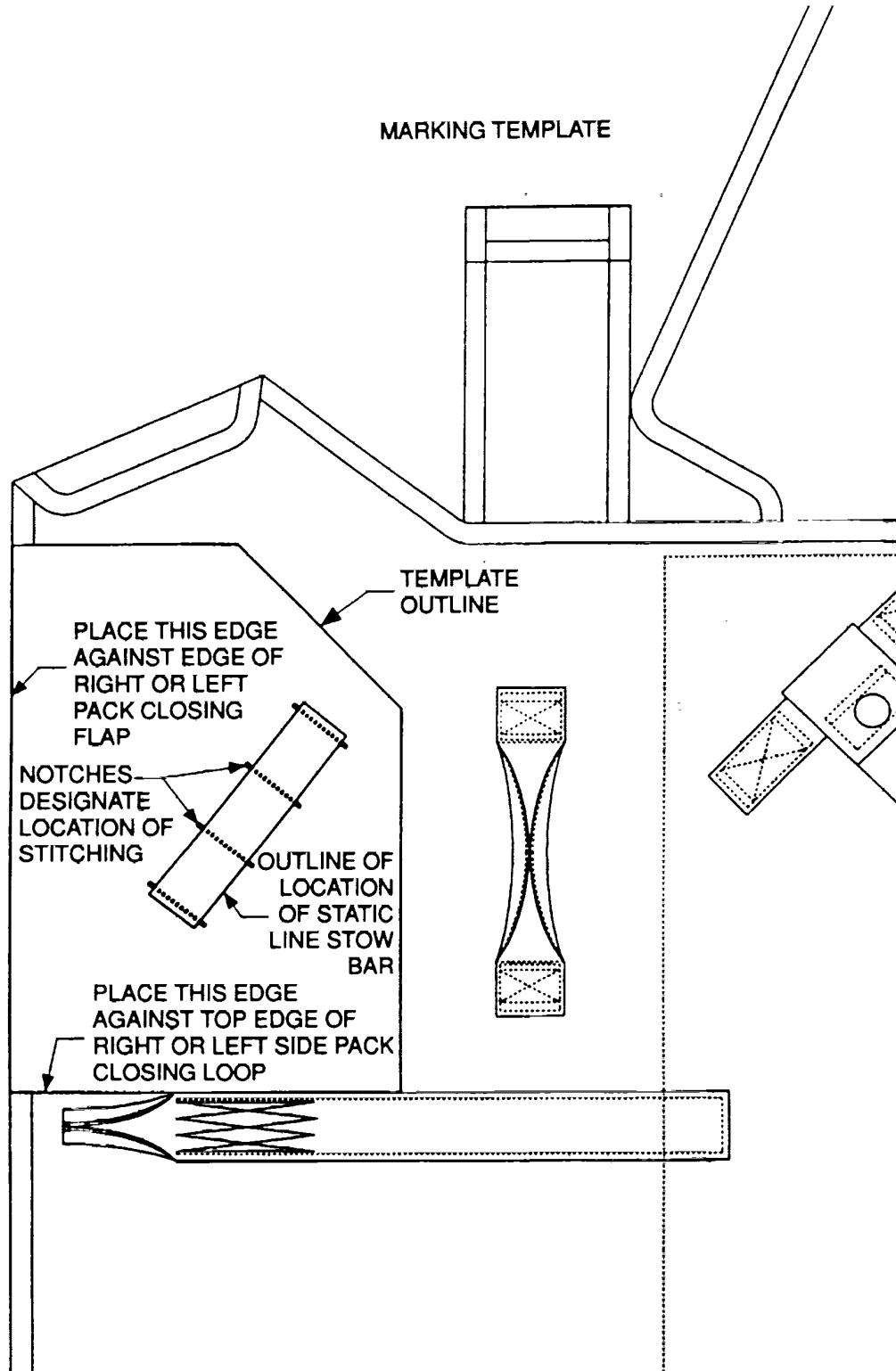


Figure 3.

TEMPLATE DIMENSIONS

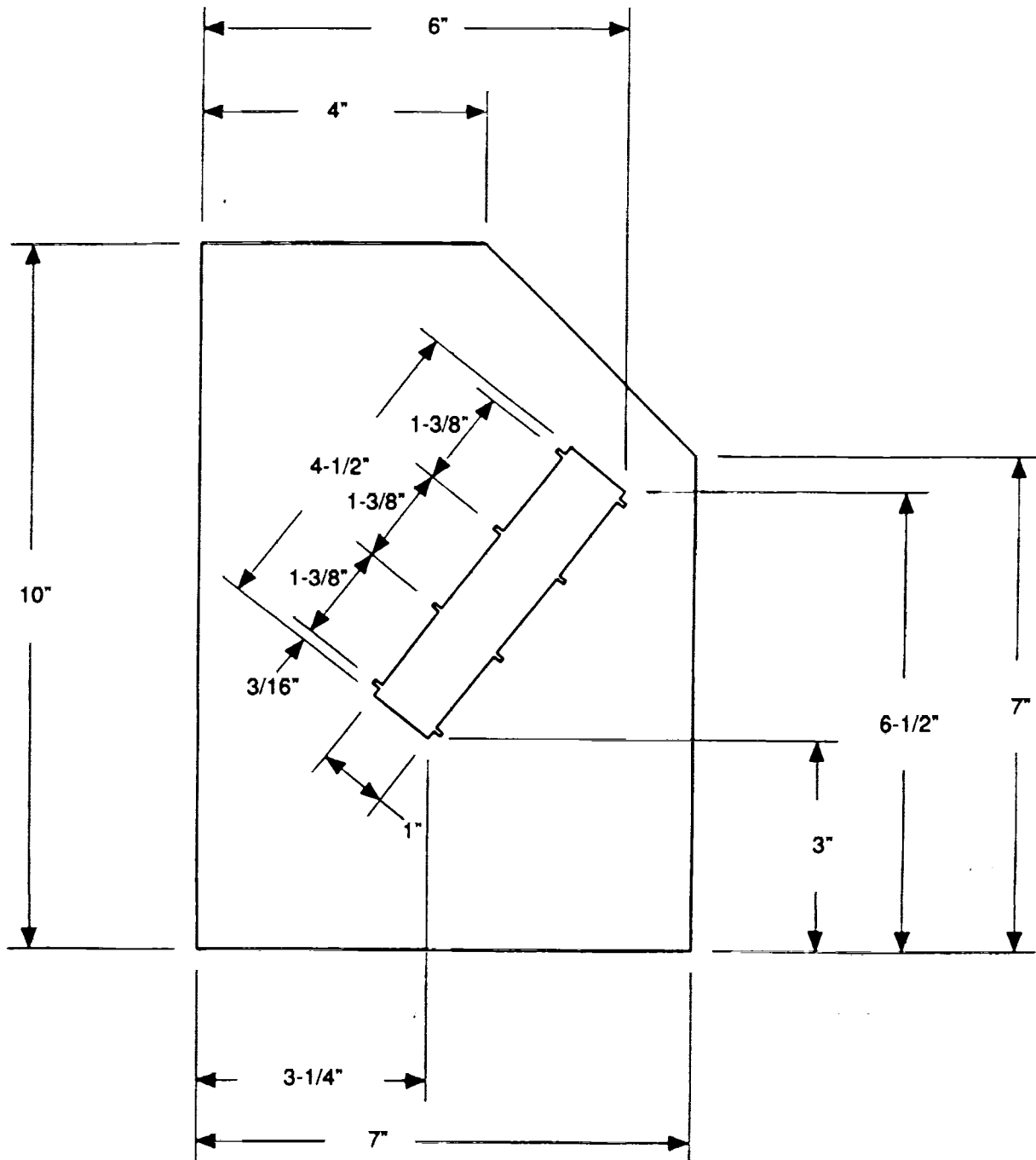


Figure 4.

d. Cut two (2) 7" pieces of Web, Nylon, Type IV, 1" wide and sear ends.

e. Mark the webbing $\frac{1}{2}$ " and $\frac{11}{16}$ " in from each end, then $1\frac{7}{8}$ " in from the $\frac{11}{16}$ " marks. The $\frac{1}{2}$ " marks are for fold-unders and the $1\frac{7}{8}$ " marks are for locating the middle two rows of stitching (figure 5)

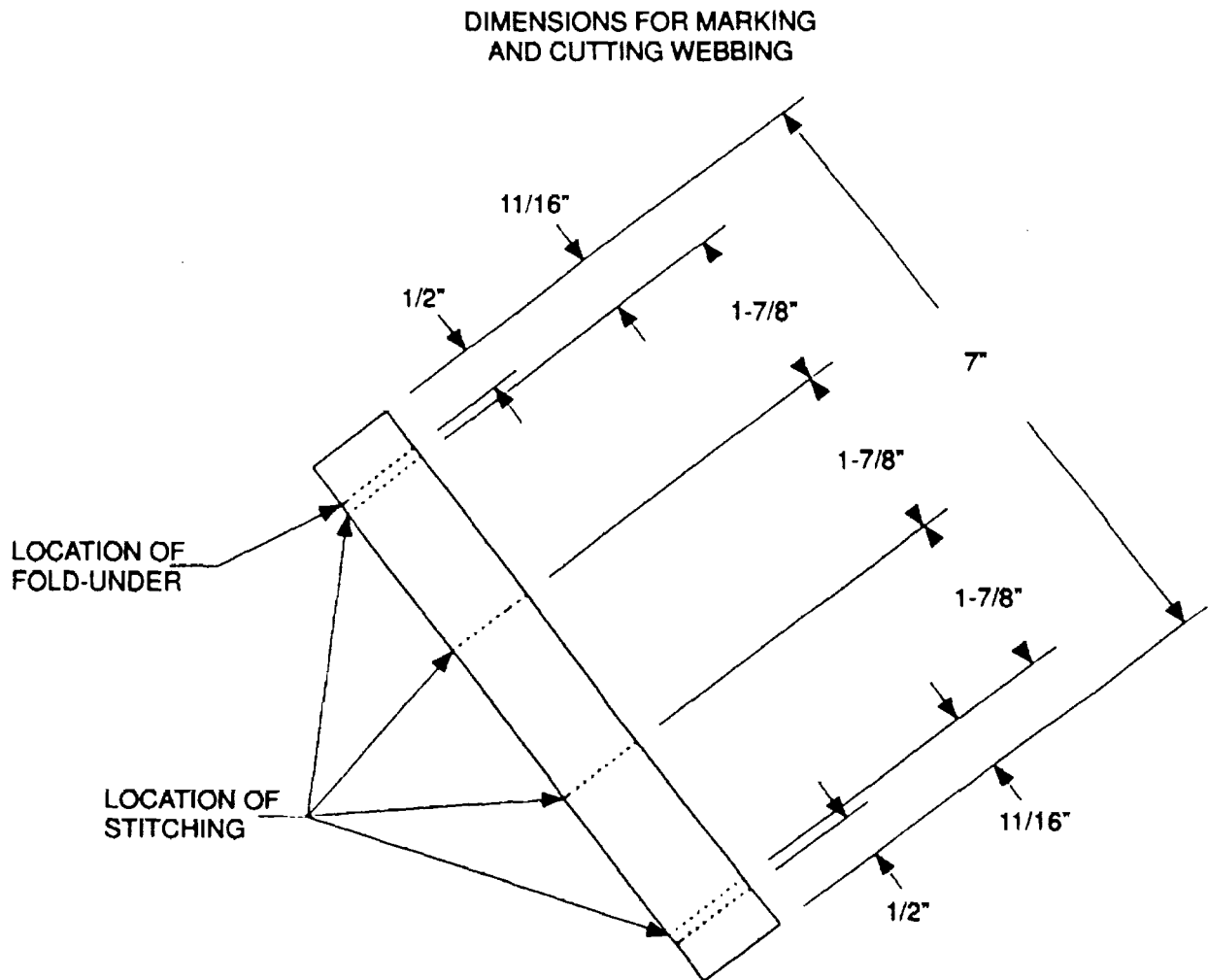


Figure 5.

f. Form a $\frac{1}{2}$ " fold-under with one end of the webbing. Align the folded-under end of webbing with the end of the line on pack tray so that the webbing is $\frac{3}{16}$ " outside of the line drawn on the pack tray to designate stitch location. Stitch the folded-under end of the webbing in place with three (3) straight rows. To form the first two stow loops, keep the edge of the web aligned with the line on the pack tray, match the two (2) stitch marks on the webbing with those on the pack tray and stitch each in place with three (3) straight rows. To form the third stow loop, form a $\frac{1}{2}$ " fold-under with the loose end of the web, align the fold-under with the end of the line drawn on the pack tray and stitch in place with three (3) straight rows.

- g. Repeat step (f) to Install the second static line stow bar.
- h. Inspect the modification and return pack tray to service.

11. CALIBRATION REQUIRED . None required.

12. WEIGHT AND BALANCE DATA . Weight and balance are not significantly affected.

13. QUALITY ASSURANCE REQUIREMENTS Inspection of the completed MWO application for full compliance with the technical requirements of the instructions and will be accomplished by qualified personnel.

14. RECORDING AND REPORTING OF THE MODIFICATION RECORDS AND REPORT FORMS.

Completion of DA Form 2407/5504 will be in accordance with DA PAM 738-750. The serial to be reported in Block 2 must be the same range stated in paragraph 3 of this MWO. The NSN for End Items to be reported in Block 6 must be the same as the NSN shown in paragraph 3. The NSN of the item actually modified will be entered in Block 20h. This NSN must match the NSN shown in Block 6. The Unit Identification Code to be reported in Block 1c must be the six character code that is put on the Unit/Organization_ shown in Block 1 a. (Normally, this will be the code that is put on the Unit/Organization Morning/Report.) If more space is needed, use DA Form 2407. After completing the form, mail the National Maintenance Point (Copy 2) to: Commander, U.S. Army Aviation and Troop Command, ATTN: AMSAT-D-WSA, 4300 Goodfellow Boulevard, St. Louis, MO 63120-1798. Forward the Organizational Copy (Copy 4) as directed by the local commander.

15. MATERIAL CHANGE (MC) NUMBER THIS MWO IS AUTHORIZED BY MC NUMBER 1-96-08-3500.

16. MODIFICATION IDENTIFICATION Not applicable.

By Order of the Secretary of the Army:

Official:


JOEL B. HUDSON
*Administrative Assistant to the
Secretary of the Army*
02158

DENNIS J. REIMER
*General, United States Army
Chief of Staff*

DISTRIBUTION:

To be distributed in accordance with DA Form 12-25-E, block no. 6352,
requirements for MWO 10-1670-293-20-1.

These are the instructions for sending an electronic 2028

The following format must be used if submitting an electronic 2028. The subject line must be exactly the same and all fields must be included; however only the following fields are mandatory: 1, 3, 4, 5, 6, 7, 8, 9, 10, 13, 15, 16, 17, and 27.

From: "Whomever" <whomever@avma27.army.mil>
To: mpmt%avma28@st-louis-emh7.army.mil

Subject: DA Form 2028

1. **From:** Joe Smith
2. **Unit:** home
3. **Address:** 4300 Park
4. **City:** Hometown
5. **St:** MO
6. **Zip:** 77777
7. **Date Sent:** 19-OCT-93
8. **Pub no:** 55-2840-229-23
9. **Pub Title:** TM
10. **Publication Date:** 04-JUL-85
11. **Change Number:** 7
12. **Submitter Rank:** MSG
13. **Submitter FName:** Joe
14. **Submitter MName:** T
15. **Submitter LName:** Smith
16. **Submitter Phone:** 123-123-1234
17. **Problem:** 1
18. **Page:** 2
19. **Paragraph:** 3
20. **Line:** 4
21. **NSN:** 5
22. **Reference:** 6
23. **Figure:** 7
24. **Table:** 8
25. **Item:** 9
26. **Total:** 123
27. **Text:**

This is the text for the problem below line 27.

RECOMMENDED CHANGES TO EQUIPMENT TECHNICAL PUBLICATIONS



THEN...JOT DOWN THE
DOPE ABOUT IT ON THIS FORM.
CAREFULLY TEAR IT OUT, FOLD IT
AND DROP IT IN THE MAIL.

SOMETHING WRONG WITH PUBLICATION

FROM: (PRINT YOUR UNIT'S COMPLETE ADDRESS)

DATE SENT

PUBLICATION NUMBER

PUBLICATION DATE

PUBLICATION TITLE

BE EXACT PIN-POINT WHERE IT IS

PAGE
NO.

PARA-
GRAPH

FIGURE
NO.

TABLE
NO.

IN THIS SPACE, TELL WHAT IS WRONG
AND WHAT SHOULD BE DONE ABOUT IT.

PRINTED NAME, GRADE OR TITLE AND TELEPHONE NUMBER

SIGN HERE

The Metric System and Equivalents

Linear Measure

1 centimeter = 10 millimeters = .39 inch
 1 decimeter = 10 centimeters = 3.94 inches
 1 meter = 10 decimeters = 39.37 inches
 1 dekameter = 10 meters = 32.8 feet
 1 hectometer = 10 dekameters = 328.08 feet
 1 kilometer = 10 hectometers = 3,280.8 feet

Weights

1 centigram = 10 milligrams = .15 grain
 1 decigram = 10 centigrams = 1.54 grains
 1 gram = 10 decigrams = .035 ounce
 1 dekagram = 10 grams = .35 ounce
 1 hectogram = 10 dekagrams = 3.52 ounces
 1 kilogram = 10 hectograms = 2.2 pounds
 1 quintal = 100 kilograms = 220.46 pounds
 1 metric ton = 10 quintals = 1.1 short tons

Liquid Measure

1 centiliter = 10 milliliters = .34 fl. ounce
 1 deciliter = 10 centiliters = 3.38 fl. ounces
 1 liter = 10 deciliters = 33.81 fl. ounces
 1 dekaliter = 10 liters = 2.64 gallons
 1 hectoliter = 10 dekaliters = 26.42 gallons
 1 kiloliter = 10 hectoliters = 264.18 gallons

Square Measure

1 sq. centimeter = 100 sq. millimeters = .155 sq. inch
 1 sq. decimeter = 100 sq. centimeters = 15.5 sq. inches
 1 sq. meter (centare) = 100 sq. decimeters = 10.76 sq. feet
 1 sq. dekameter (are) = 100 sq. meters = 1,076.4 sq. feet
 1 sq. hectometer (hectare) = 100 sq. dekameters = 2.47 acres
 1 sq. kilometer = 100 sq. hectometers = .386 sq. mile

Cubic Measure

1 cu. centimeter = 1000 cu. millimeters = .06 cu. inch
 1 cu. decimeter = 1000 cu. centimeters = 61.02 cu. inches
 1 cu. meter = 1000 cu. decimeters = 35.31 cu. feet

Approximate Conversion Factors

To change	To	Multiply by	To change	To	Multiply by
inches	centimeters	2.540	ounce-inches	newton-meters	.007062
feet	meters	.305	centimeters	inches	.394
yards	meters	.914	meters	feet	3.280
miles	kilometers	1.609	meters	yards	1.094
square inches	square centimeters	6.451	kilometers	miles	.621
square feet	square meters	.093	square centimeters	square inches	.155
square yards	square meters	.836	square meters	square feet	10.764
square miles	square kilometers	2.590	square meters	square yards	1.196
acres	square hectometers	.405	square kilometers	square miles	.386
cubic feet	cubic meters	.028	square hectometers	acres	2.471
cubic yards	cubic meters	.765	cubic meters	cubic feet	35.315
fluid ounces	milliliters	29.573	cubic meters	cubic yards	1.308
pints	liters	.473	milliliters	fluid ounces	.034
quarts	liters	.946	liters	pints	2.113
gallons	liters	3.785	liters	quarts	1.057
ounces	grams	28.349	liters	gallons	.264
pounds	kilograms	.454	grams	ounces	.035
short tons	metric tons	.907	kilograms	pounds	2.205
pound-feet	newton-meters	1.356	metric tons	short tons	1.102
pound-inches	newton-meters	.11296			

Temperature (Exact)

°F Fahrenheit temperature 5/9 (after subtracting 32) Celsius temperature °C

PIN# 074687-000