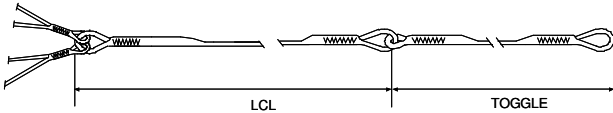
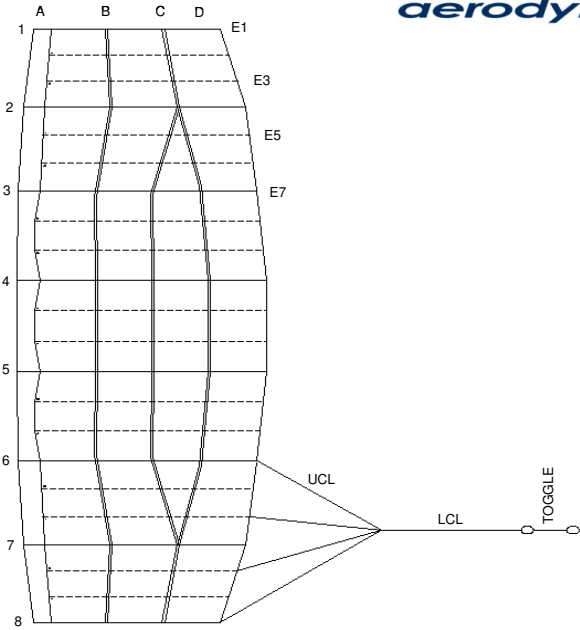
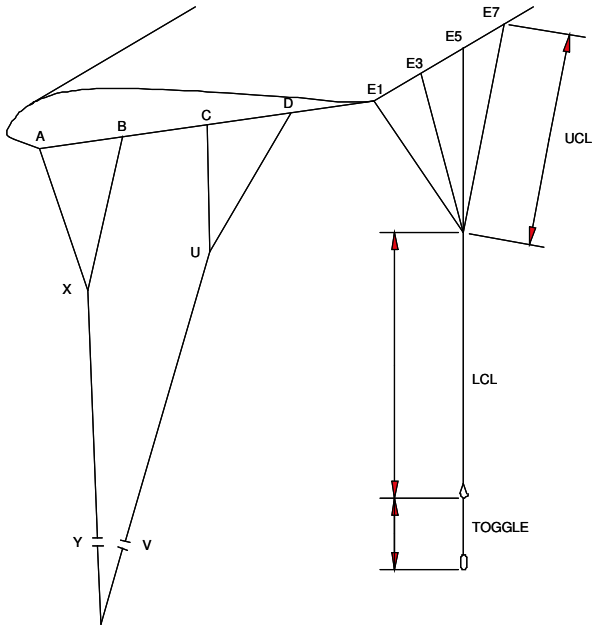
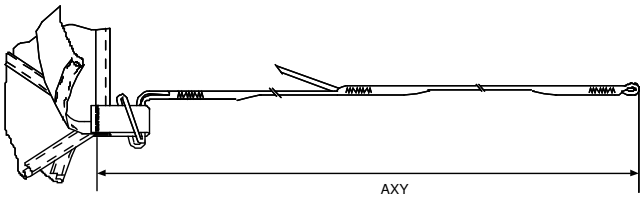


SENSEI



ENSURE LOOPS ARE HELD EVENLY AND SECURELY. EACH LINE TO BE LOADED TO 4.5KG DURING MEASUREMENT. MEASURE THE DEPLOYMENT BRAKE SETTING WITH THE TOGGLES STOWED. MEASURE THE FULL FLIGHT SETTING WITH THE TOGGLES UNSTOWED.



MEASURE FROM END OF SUSPENSION LINE LOOP TO BARTACK ON SUSPENSION LINE ATTACHMENT TAB.

Canopy	71	81	91	101	111	121
AXY1	2375	2718	2810	2963	3138	3276
A1-B1	-50	-50	-42	-56	-59	-61
A1-C1	-95	-52	-65	-76	-118	-123
AXY2	2380	2721	2814	2965	3142	3280
A2-B2	55	57	59	62	65	68
A2-C2	195	210	197	234	247	258
AXY3	2360	2705	2794	2945	3121	3258
A3-B3	50	50	52	54	57	60
A3-C3	160	168	174	184	193	202
A3-D3	290	307	318	335	353	369
AXY4	2360	2702	2794	2945	3121	3258
A4-B4	50	50	52	54	57	60
A4-C4	155	165	171	181	190	198
A4-D4	305	327	339	357	376	393
LCL	1600	1736	1795	1892	2004	2092
TOGGLE	445	381	394	415	440	580
ULC1	1210	1322	1316	1434	1519	1586
UCL3	1125	1219	1297	1329	1407	1469
UCL5	1160	1254	1261	1367	1448	1512
UCL7	1175	1273	1360	1387	1470	1535

NOTE THE 1&8 LINES ARE CONNECTED DIRECTLY TO THE STABILIZERS. THEREFORE B AND C WILL BE LOWER/SHORTER (NEGATIVE) THEN A

All dimensions in mm